

Q-SWITCHED EYE-SAFE LASER MODULE

DPQLM-1535-C-0040-005N-03-50-000-A

The DPQL-1535 is a diode-pumped, passively Q-switched laser that lases at an eye-safe wavelength of 1535 nm. The laser is built into very compact packaging but still includes an InGaAs photodiode to monitor and synchronize the laser pulse signal. Its unique design and remarkable sealing technology enable stable operation over a very wide temperature range without temperature control. These features make the DPQL-1535 the ideal candidate for applications in range finding, laser imaging, and surveying equipment.



FEATURES

- Eye-safe laser wavelength
- Internal photodiode
- Low power consumption
- Mini size
- High reliability

APPLICATIONS

- Laser telemetry
- Laser surveying
- Remote sensing

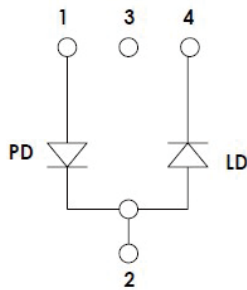
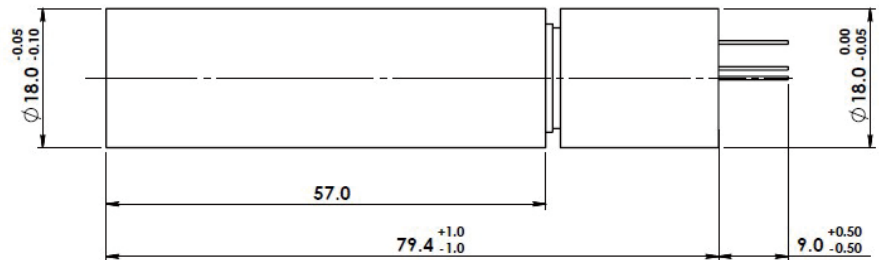
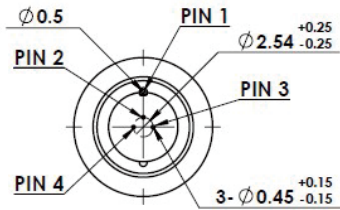
Product Specifications

Parameter	Min	Typical	Max	Conditions
Optical				
Wavelength	-	1535 nm	-	
Pulse Width	-	5 ns	-	
Peak Power	-	8 kW	-	
Pulse Repetition Frequency	-	1000 Hz	-	
Pulse Energy	-	40 μ J	-	
Pulse Buildup Time	-	0.25 ms	0.4 ms	
Operating Temperature (case)	-	-	-30~50°C	
Energy Stability	-	2%	5%	100 pulses @ constant temp.
Beam Diameter	-	9 mm	-	At output window
Beam Divergence	-	-	0.3 mrad	Full angle, 1/e ²
Electrical				
LD Working Current	-	-	3 A	Pump pulse peak current
LD Working Voltage	-	2 V	2.2 V	
LD Pump Pulse Duty Cycle	-	-	40%	
Power Consumption	-	1.5 W	2.4 W	
Mechanical				
Package Dimension	\varnothing 18.0 mm \times 80 mm			
Off Center (angle)	-	-	20 mrad	
Off Center (position)	-	0.3 mm	0.5 mm	
Reliability				
Storage Humidity	5%~85% RH ¹			
Storage Temperature	-40 to 85°C			
Shock	1500 g, 0.5 ms, 6 shocks, 3 axes, 2 shocks/axis			
Vibration	20~2000 Hz, 0.02 g ² /Hz, 3 axes, 1 h/axis			
Expected Lifetime (MTTF)	5000 h	-	-	At rated power & room temp

¹Non-condensing.

Q-SWITCHED EYE-SAFE LASER MODULE

Dimensions and Pin Configuration (Unit: mm)



PIN Configuration: 1.PD+ 2.COM* 3.NA 4.LD-
Note: 1.COM* : LD+ & PD- (conduction with case)
2.PD:Laser Pulse detect